

















Quarter Tone Fingering Chart for Saxophone

First Octave: A \sharp_3 to C \sharp_5

This fingering chart includes fingerings for quarter tones, which are pitches halfway between the usual notes of the chromatic scale. These fingerings are the same on all sizes of saxophone (soprano, alto, tenor, baritone, and bass) unless specified otherwise.

Accidentals



$\flat\flat$	3/4 tone flat
\flat	1/4 tone flat
\sharp	1/4 tone sharp
$\sharp\sharp$	3/4 tone sharp

Note	Written	Fingering		Description	Src.
A \sharp_3 B \flat_3				Impractical.	
B \sharp_3 C \flat_4				Impractical.	
C \sharp_4 D \flat_4				Impractical.	
C \sharp_4 D \flat_4		123 $\flat\flat$ 123		Poor intonation. Unstable.	<u>HB</u>
D \sharp_4 E \flat_4				<i>Submit a fingering for this note.</i>	
D \sharp_4 E \flat_4		123 \flat 12-C		Could be unstable.	<u>HB</u>
E \sharp_4 F \flat_4		123 1-3 \flat		Good intonation.	<u>HB</u>
		123 1-3		Slightly lower pitch.	<u>HB</u>
F \sharp_4 G \flat_4		123 12 \flat -		Good intonation.	<u>HB</u>
		123 -23		Poor intonation	<u>HB</u>
F \sharp_4		123 \flat -2 \flat \sharp -C		Good intonation.	<u>HB</u>

G \downarrow 4		123 $-2_{F\#}$ -		Good intonation. <u>HB</u>
G \sharp 4 A \downarrow 4				<i>Submit a fingering for this note.</i>
G \sharp 4 A \downarrow 4		12- ^B -23_{Eb}		<u>HB</u>
		12- ^B -23_C		<u>HB</u>
A \sharp 4 B \downarrow 4		123 Bb -		Poor intonation but practical. <u>HB</u>
A \sharp 4 B \downarrow 4		1- Bb 1-		<u>HB</u>
		1- Bb -2-		<u>HB</u>
B \sharp 4 C \downarrow 5		12- C -		Poor intonation. <u>HB</u>
C \sharp 5 D \downarrow 5		-2- C -		<u>HB</u>

Note	Written	Fingering	Description	Src.
C \sharp 5 D \downarrow 5		T 123 ^{Bb} 123	Good intonation.	<u>HB</u>
D \sharp 5 E \downarrow 5			<i>Submit a fingering for this note.</i>	
D \sharp 5 E \downarrow 5		T 123 ^B 12- C	Good intonation.	<u>HB</u>
		T 123 12- C	Higher pitch than when low B key is added.	<u>HB</u>
		T 123 1 \sharp 23		<u>HB</u>
E \sharp 5 F \downarrow 5		T 123 1-3	Good intonation.	<u>HB</u>
		T 123 1 \sharp 2-	Slightly lower pitch.	<u>HB</u>
F \sharp 5 G \downarrow 5		T 123 -23	Good intonation.	<u>HB</u>
		T 123 12 \sharp -	Good intonation. Slightly sharper than T 123 -23.	<u>HB</u>

F[♯]₅ G_♭₅		T 123 ^B —23 _C		Good intonation.	<u>HB</u>
G[♯]₅ A_♭₅				<i>Submit a fingering for this note.</i>	
G[♯]₅ A_♭₅		T 12— —23E _b			<u>HB</u>
		T 12— ^{B_b} 123			<u>HB</u>
A[♯]₅ B_♭₅		T 123 _{B_b} —		Poor intonation but practical.	<u>HB</u>
		T 12— ^B 123E _b			<u>HB</u>
		T 123 _{B_b} —2—		Slightly lower pitch.	<u>HB</u>
A[♯]₅ B_♭₅		T 1— _{B_b} 1—			<u>HB</u>
		T 1— _{B_b} —2—			<u>HB</u>
B[♯]₅ C_♭₅		T 12— c—		Good intonation.	<u>HB</u>
C[♯]₆ D_♭₆		T 123 1—c		Good intonation. Harmonic fingering.	<u>HB</u>
		T —2— c—		Sharper.	<u>HB</u>
C[♯]₆ D_♭₆		T 123 —2—c		Good intonation. Harmonic fingering.	<u>HB</u>
		T ^D 1— —			<u>HB</u>
D[♯]₆ E_♭₆		T 123 —c		Harmonic fingering.	<u>HB</u>
D[♯]₆ E_♭₆		T 123 ^{G[♯]} —c		Harmonic fingering. Use in ascending movement with similar D [♯] ₆ fingering (without LH G [♯] key).	<u>HB</u>
E[♯]₆ F_♭₆				<i>Submit a fingering for this note.</i>	

F[♯]6 G[♭]6				<u>Submit a fingering for this note.</u>	
F[♯]6 G[♭]6				<u>Submit a fingering for this note or for a higher note.</u>	