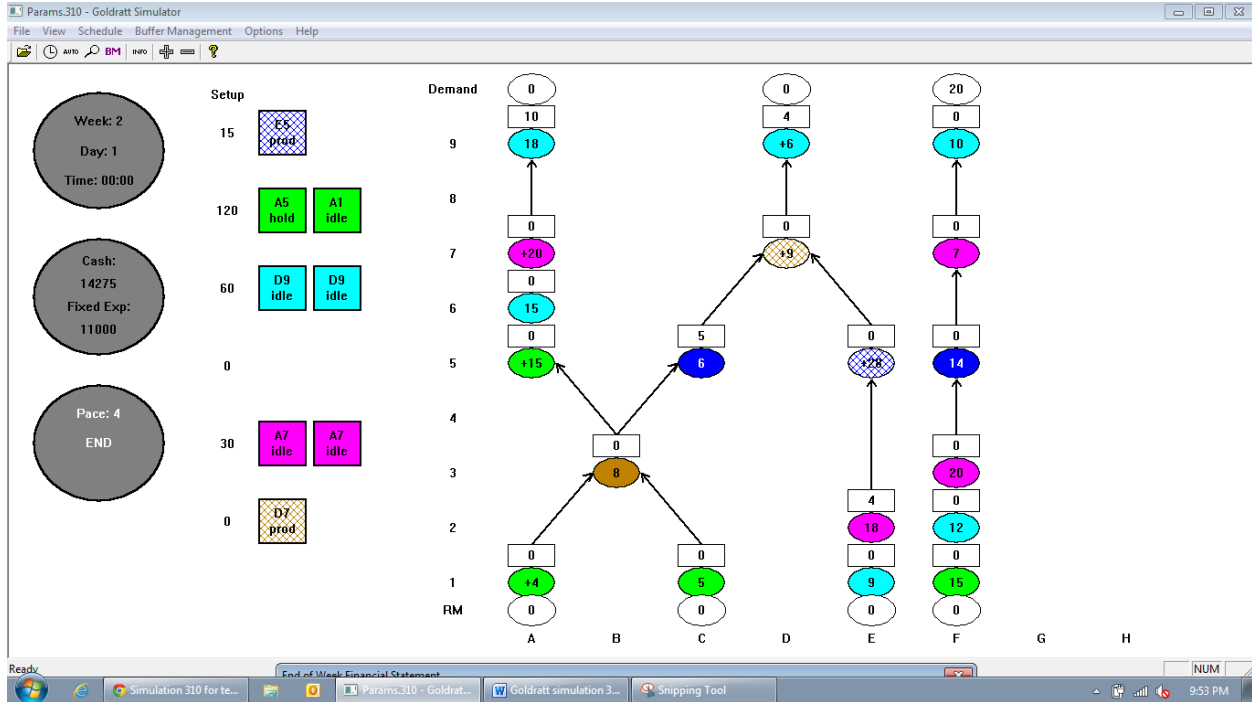


1st Attempt



End of Week Financial Statement

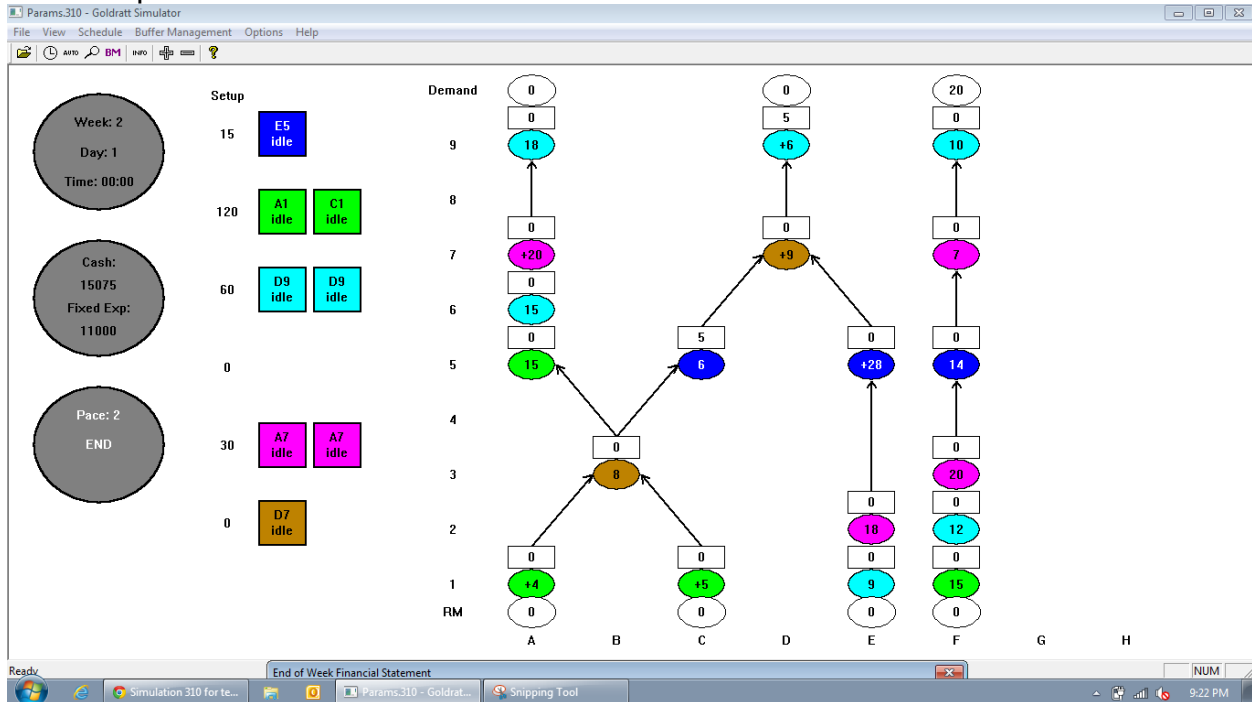
Financial Statement	
Net Profit:	3150
End Of Week Cash:	14275
ROI (annual basis):	31.75%
Throughput:	14150
Sales:	22800
Inventory RM value:	1600
Operating Expenses:	11000

Resource Utilization			
% Of:	Break	Prod	Set-Up
Blue	-	93	2
Green	-	35	16
Cyan	-	54	12
Red	-	-	-
Magenta	-	44	4
Brown	-	48	-

Product	Weekly Demand	Sold
A	40	40
D	50	50
F	40	20

OK

2nd Attempt



End of Week Financial Statement

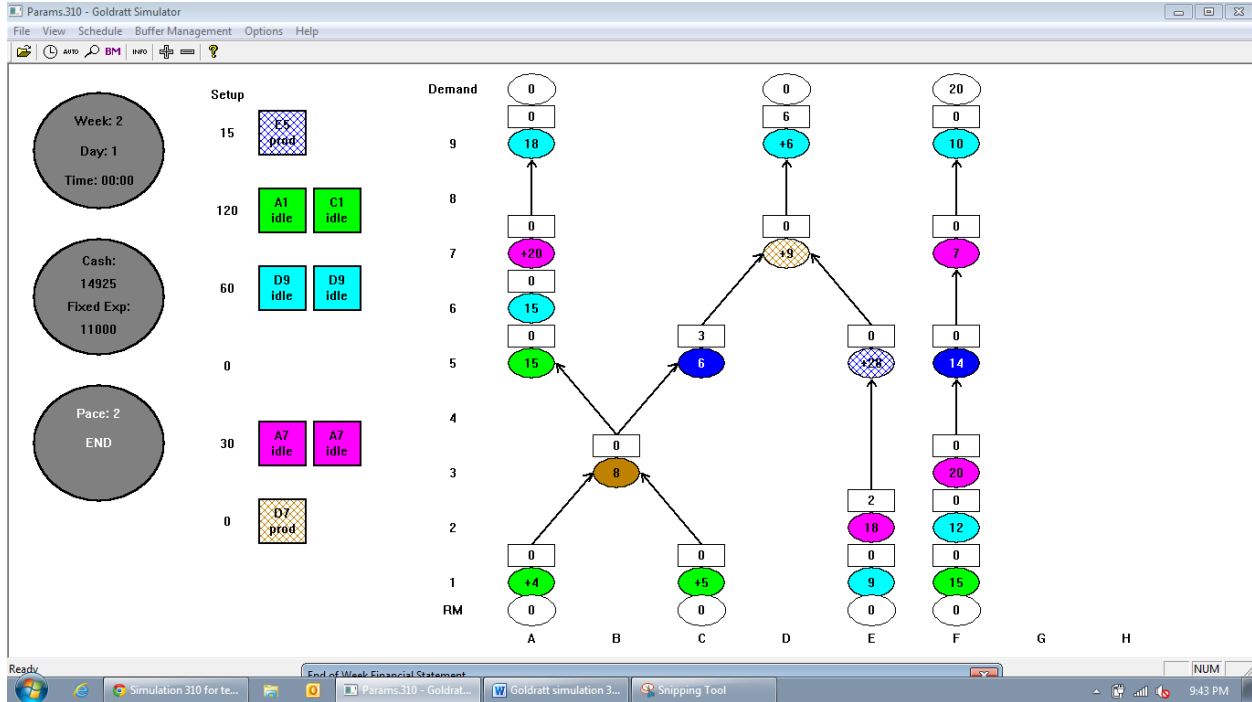
Financial Statement	
Net Profit:	3150
End Of Week Cash:	15075
ROI (annual basis):	31.75%
Throughput:	14150
Sales:	22800
Inventory RM value:	800
Operating Expenses:	11000

Product	Weekly Demand	Sold
A	40	40
D	50	50
F	40	20

Resource Utilization			
% Of:	Break	Prod	Set-Up
Blue	-	93	2
Green	-	29	20
Cyan	-	50	11
Red	-	-	-
Magenta	-	38	4
Brown	-	46	-

OK

3rd Attempt



End of Week Financial Statement

Financial Statement	
Net Profit:	3150
End Of Week Cash:	14925
ROI (annual basis):	31.75%
Throughput:	14150
Sales:	22800
Inventory RM value:	950
Operating Expenses:	11000

Resource Utilization			
% Of:	Break	Prod	Set-Up
Blue	-	92	2
Green	-	29	18
Cyan	-	51	12
Red	-	-	-
Magenta	-	41	4
Brown	-	47	-

Product	Weekly Demand	Sold
A	40	40
D	50	50
F	40	20

OK